



INSTYTUT TECHNIKI BUDOWLANEJ
PL 00-611 WARSZAWA
ul. Filtrowa 1
tel.: (+48 22) 825-04-71
(+48 22) 825-76-55
fax: (+48 22) 825-52-86
www.itb.pl



Member of



www.eota.eu

European Technical Assessment

**ETA-17/0867
of 18/01/2019**

General Part

Technical Assessment Body issuing the European Technical Assessment

Instytut Techniki Budowlanej

Trade name of the construction product

Squeezer Compact
Maxi Wrap

Product family to which the construction product belongs

Fire Stopping and Fire Sealing Products.
Penetration Seals

Manufacturer

FireSeal AB
Esbogatan 14
SE-164 74 Kista
Sweden

Manufacturing plant

Plant no. 1

This European Technical Assessment contains

47 pages including 3 Annexes which form an integral part of this Assessment

This European Technical Assessment is issued in accordance with regulation (EU) No 305/2011, on the basis of

European Assessment Document (EAD) 350454-00-1104 "Fire Stopping and Fire Sealing Products. Penetration Seals"

This version replaces

ETA-17/0867 issued on 19/10/2017

This European Technical Assessment is issued by the Technical Assessment Body in its official language. Translations of this European Technical Assessment in other languages shall fully correspond to the original issued document and shall be identified as such.

Communication of this European Technical Assessment, including transmission by electronic means, shall be in full. However, partial reproduction may only be made with the written consent of the issuing Technical Assessment Body. Any partial reproduction has to be identified as such.

Specific Part

1 Technical description of the product

Squeezer Compact is a collar pipe closure device used to form penetration seals where combustible pipes penetrate walls and floors.

Squeezer Compact includes one or more layers of an intumescent, graphite based liner with a nominal thickness of 2,5 mm and width 30 or 60 mm, inserted into a steel case.

The housing of the collar is made of galvanized steel sheet with a thickness of 0,7 mm or stainless steel sheet with a thickness of 0,5 mm. The housing is equipped with a buckle (used to fasten the collar and stabilize it on the service) and with fixing brackets, through which the collar is fixed to the separating element. The number of brackets depends on the size of the collar.

The collar is supplied in assembled form, without fasteners. If necessary, the intumescent liner may be cut to a required length, equal or greater than external circumference of the pipe. The collar is wrapped around the service, closed and then fixed to the separating element with the specified type and number of fasteners.

Types of Squeezer Compact, type of fasteners and required number of fixing brackets are presented in Annex A.

Maxi Wrap is an intumescent wrap pipe closure device used to form penetration seals where combustible pipes penetrate walls and floors.

The Maxi Wrap is supplied in roll form in 60 mm width and 2,5 mm thick. The length of rolls is 30 m. The wrap shall be wrapped around the pipe and may be cut to a required length, if necessary and then pushed into the aperture in the separating element.

The description of the installation procedure of Squeezer Compact and Maxi Wrap is given in Annex A.

2 Specification of the intended use in accordance with the applicable European Assessment Document (EAD)

2.1 Intended use

The intended use of Squeezer Compact is to reinstate the fire resistance performance of flexible wall, rigid wall or rigid floor constructions where they are penetrated by combustible pipes.

The specific elements of construction that the Squeezer Compact may be used to provide a penetration seal in, are as follows:

Rigid walls: The wall must have a minimum thickness of 100 mm and comprise concrete, reinforced concrete, aerated concrete, ceramic brick, cavity brick or checker brick, with a minimum density of 600 kg/m³.

Flexible walls: The wall must have a minimum thickness of 100 mm and comprise timber or steel studs lined on both faces with at least two layers (with overall board layer thickness equal to or greater than 25 mm) of 'Type F' or 'Type DF' gypsum plasterboards according to EN 520. In timber stud walls, no part of the penetration shall be closer than 100 mm to a stud, the cavity must be closed between the penetration seal and the

stud and minimum 100 mm of insulation of reaction to fire class A1 or A2, according to EN 13501-1, is provided within the cavity between the penetration seal and the stud.

Rigid floors: The floor must have a minimum thickness of 150 mm and comprise aerated concrete, concrete or reinforced concrete with a minimum density of 600 kg/m³.

The intended use of Maxi Wrap is to reinstate the fire resistance performance of rigid wall or rigid floor constructions where they are penetrated by combustible pipes.

The specific elements of construction that the Maxi Wrap may be used to provide a penetration seal in, are as follows:

Rigid walls: The wall must have a minimum thickness of 100 mm and comprise concrete, reinforced concrete, aerated concrete, ceramic brick, cavity brick or checker brick, with a minimum density of 600 kg/m³.

Rigid floors: The floor must have a minimum thickness of 150 mm and comprise aerated concrete, concrete or reinforced concrete with a minimum density of 600 kg/m³.

The supporting construction shall be classified in accordance with EN 13501-2 for the required fire resistance period (equal or greater than specified in Annex C).

Squeezer Compact and Maxi Wrap may be used to provide a penetration seal with specific combustible pipes (according to Annex C).

Pipes shall be supported at maximum 200 mm away from both faces of the wall constructions and from the upper face of floor constructions.

The performances given in this European Technical Assessment are based on an assumed working life of the Squeezer Compact and Maxi Wrap of 10 years. The indications given on the working life cannot be interpreted as a guarantee given by the producer or the Technical Assessment Body, but are to be regarded only as a means for choosing the right products in relation to the expected economically reasonable working life of the works.

2.2 Use category

Type Z₁: intended for use in internal conditions with humidity equal to or higher than 85% RH, excluding temperatures below 0°C, without exposure to rain or UV.

3 Performance of the product and references to the methods used for its assessment

3.1 Performance of the product

3.1.1 Safety in case of fire (BWR 2)

Essential characteristic	Performance
Reaction to fire	Class E
Resistance to fire	Annex C

3.1.2 Hygiene, health and the environment (BWR 3)

No performance assessed.

Additional provisions

- The Squeezer Compact shall be either fixed on both sides of the wall or fixed at the bottom of the floor (for details see Annex C).
- The Maxi Wrap shall be placed in the separating element: in the centre of the wall thickness or on the bottom of the floor (single wrap) or symmetrically on both sides of the axis of the wall (two wraps) (for details see Annex C).
- The minimum distance between the penetration seals in supporting construction shall be 100 mm.
- The Squeezer Compact shall be fixed to the wall or the floor by steel fasteners (M6x90 mm in case of walls and M6x60 mm in case of floors). Minimal number of fixing brackets and type of fastener is given in Table A.1. Types of Squeezer Compact (different housings) are presented in Annex B.

Table A.1

Separating Element / Type of fastener	Squeezer Compact type acc. to Annex B ¹⁾	Minimal number of fixing brackets
Wall / M6x90	50 / 63	3
	75 / 125	4
	90 / 200	5
	110 / 225 / 250	6
	160	8
Floor / M6x60	50 / 63	3
	75 / 125	4
	90 / 200	5
	110 / 225 / 250	6
	160	8

¹⁾ the number in collar type indicates maximum outer diameter of pipe or pipe bundle in millimeters

- Classifications given in Annex C are valid for specific pipes made of:
 - PVC-U according to EN 1329-1, EN 1453-1 or EN 1452-1,
 - PVC-C according to EN 1566-1,
 - PE-HD according to EN 1519-1 or EN 12666-1,
 - PE according to EN 12201-2, EN 1519-1 and EN 12666-1,
 - ABS according to EN 1455-1,
 - SAN + PVC according to EN 1565-1 or
 - PP-R according to EN ISO 15874,
 according to tables in Annex C.
- The width of the gap around the pipe or pipe bundle should be less than or equal to 15 mm and should be filled with cement or gypsum mortar.
- Pipes are placed in angle 90° to the supporting construction, unless specified otherwise.

Squeezer Compact and Maxi Wrap	Annex A
Additional provisions	of European Technical Assessment ETA-17/0867

3.1.3 Safety and accessibility in use (BWR 4)

Essential characteristic	Performance
Durability	Use category: Type Z ₁

3.1.4 Protection against noise (BWR 5)

No performance assessed.

3.1.5 Energy economy and heat retention (BWR 6)

No performance assessed.

3.2 Methods used for the assessment

The assessment of the products has been made in accordance with the European Assessment Document EAD 350454-00-1104 "Fire Stopping and Fire Sealing Products. Penetration Seals".

4 Assessment and verification of constancy of performance (AVCP) system applied, with reference to its legal base

According to Decision 99/454/EC of the European Commission, as amended by Decision 2001/596/EC of the European Commission the system 1 of assessment and verification of constancy of performance applies (see Annex V to Regulation (EU) No 305/2011).

5 Technical details necessary for the implementation of the AVCP system, as provided in the applicable European Assessment Document (EAD)

Technical details necessary for the implementation of the AVCP system are laid down in the control plan deposited in Instytut Techniki Budowlanej.

For type testing the results of the tests performed as part of the assessment for the European Technical Assessment shall be used unless there are changes in the production line or plant. In such cases the necessary type testing has to be agreed between Instytut Techniki Budowlanej and the notified body.

Issued in Warsaw on 18/01/2019 by Instytut Techniki Budowlanej



Anna Panek, MSc
Deputy Director of ITB

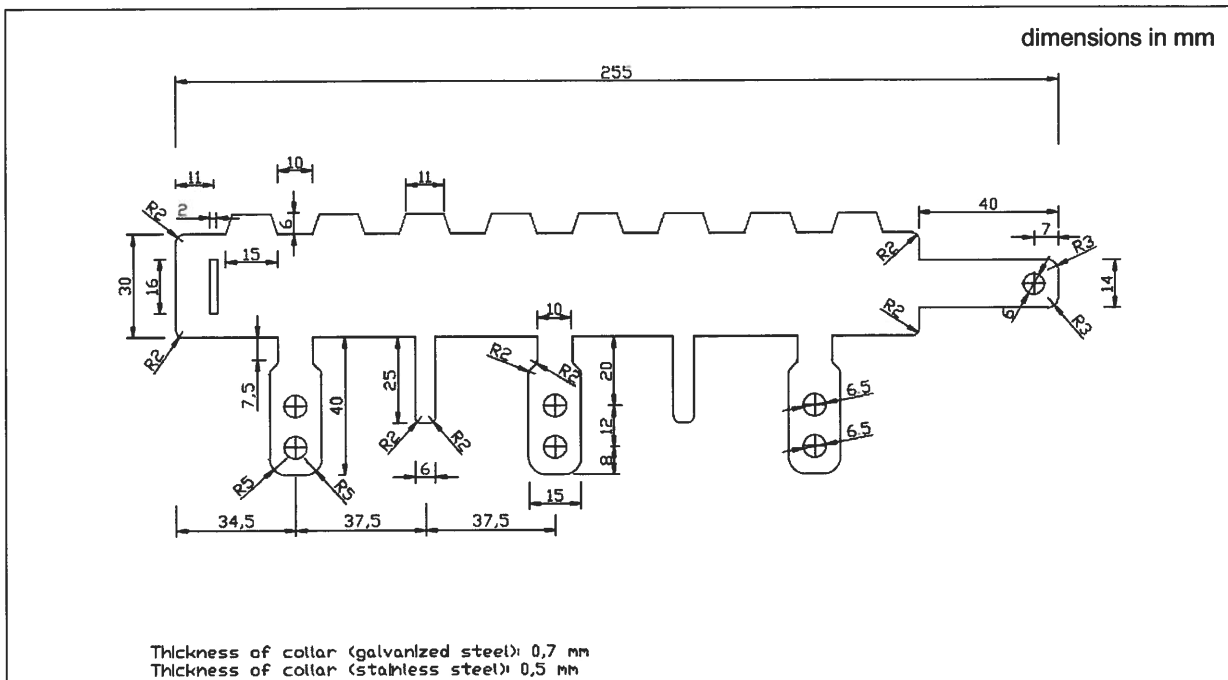


Fig. B1. Housing of Squeezer Compact 50

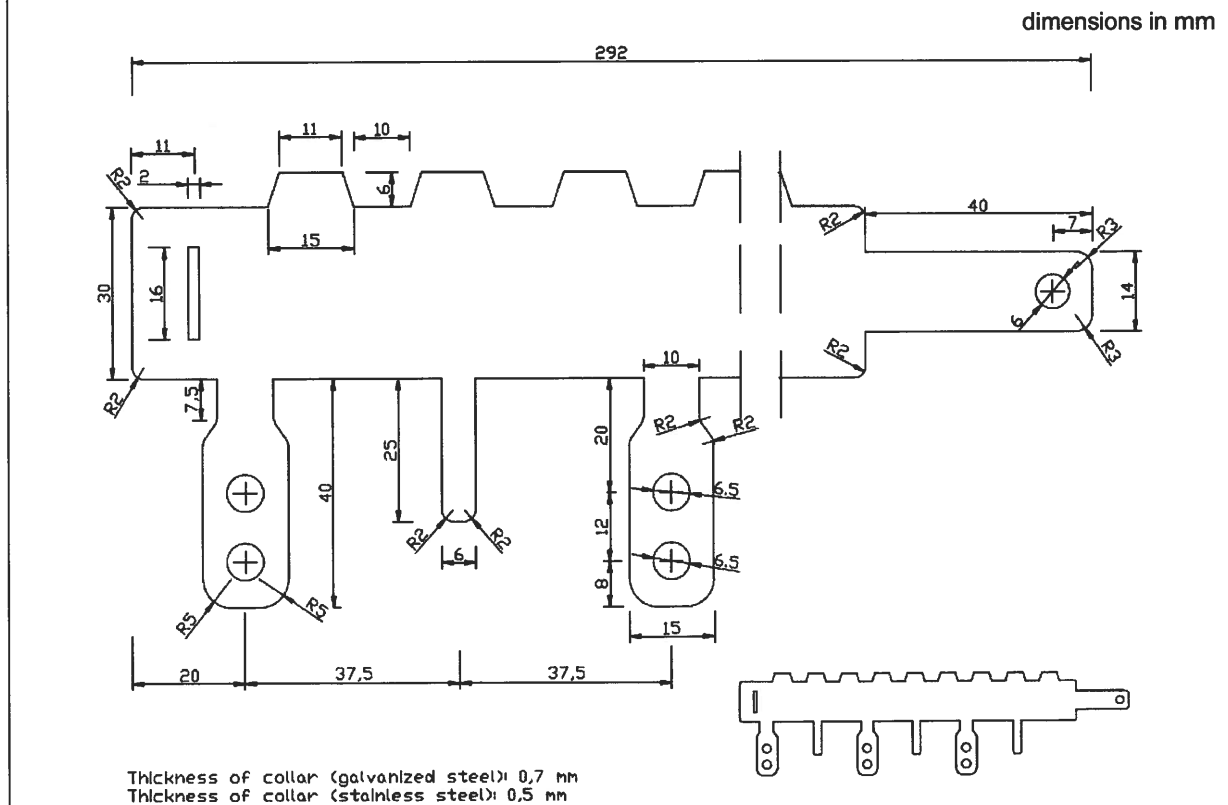


Fig. B2. Housing of Squeezer Compact 63

Squeezer Compact and Maxi Wrap	Annex B of European Technical Assessment ETA-17/0867
Housing types of Squeezer Compact	

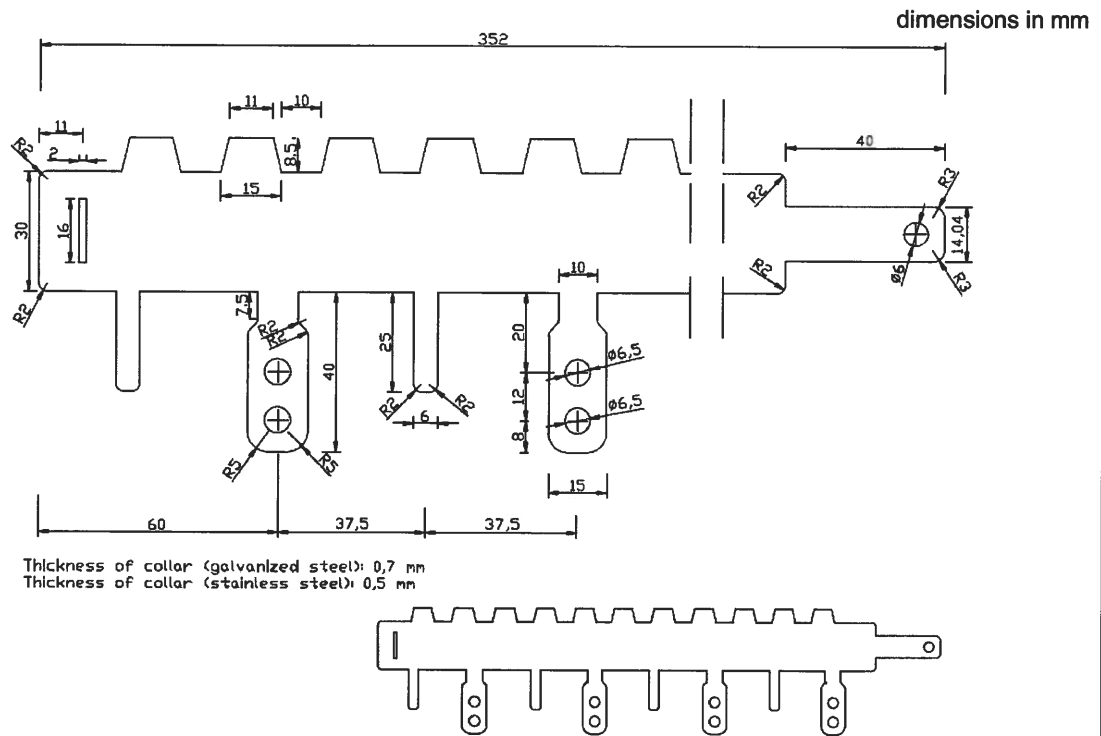


Fig. B3. Housing of Squeezer Compact 75

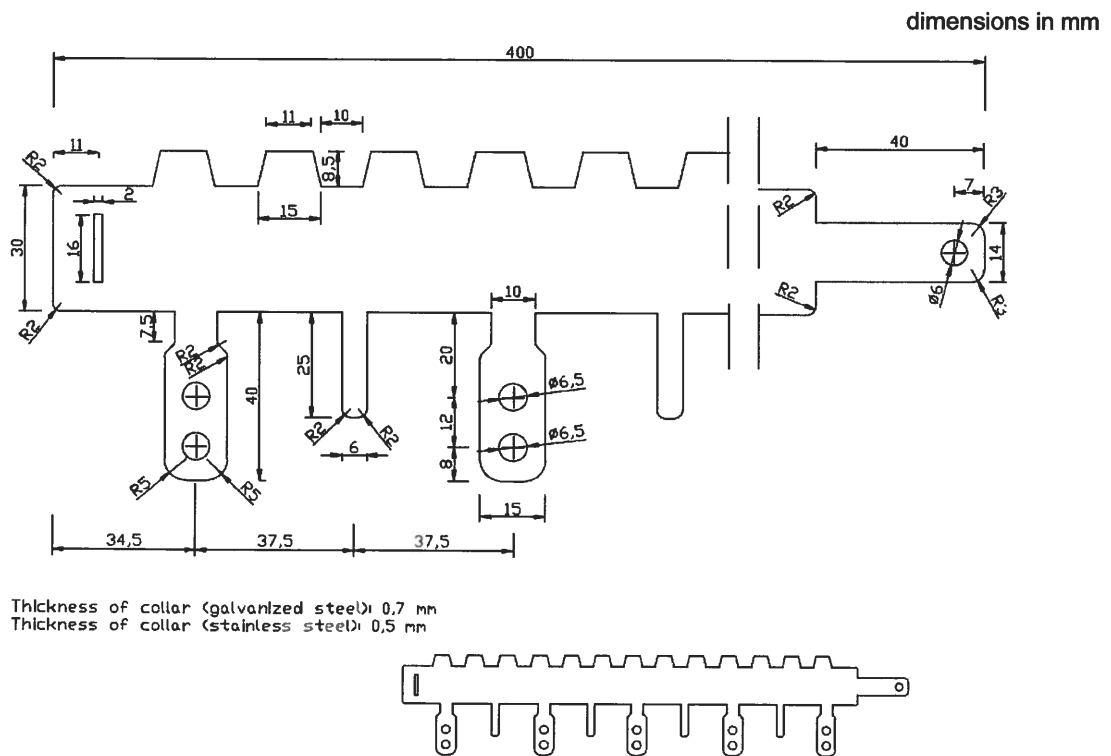


Fig. B4. Housing of Squeezer Compact 90

Squeezer Compact and Maxi Wrap	Annex B
Housing types of Squeezer Compact	of European Technical Assessment ETA-17/0867

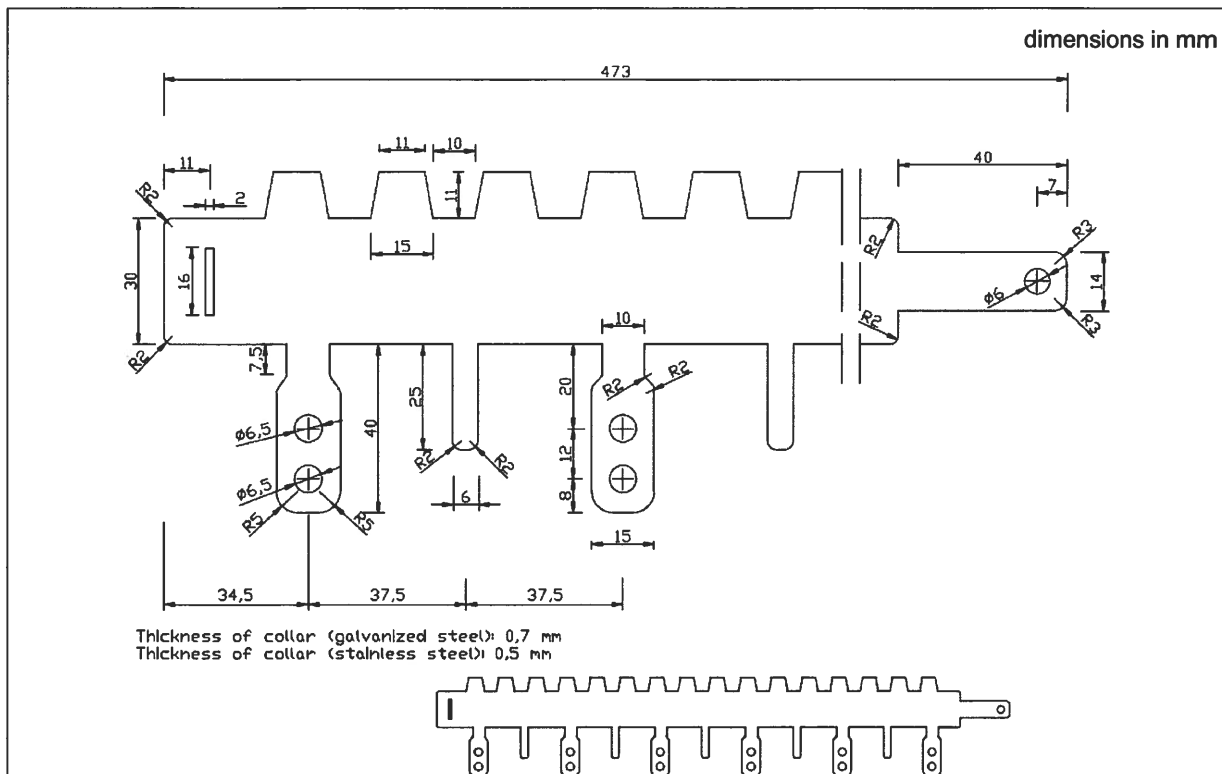


Fig. B5. Housing of Squeezer Compact 110

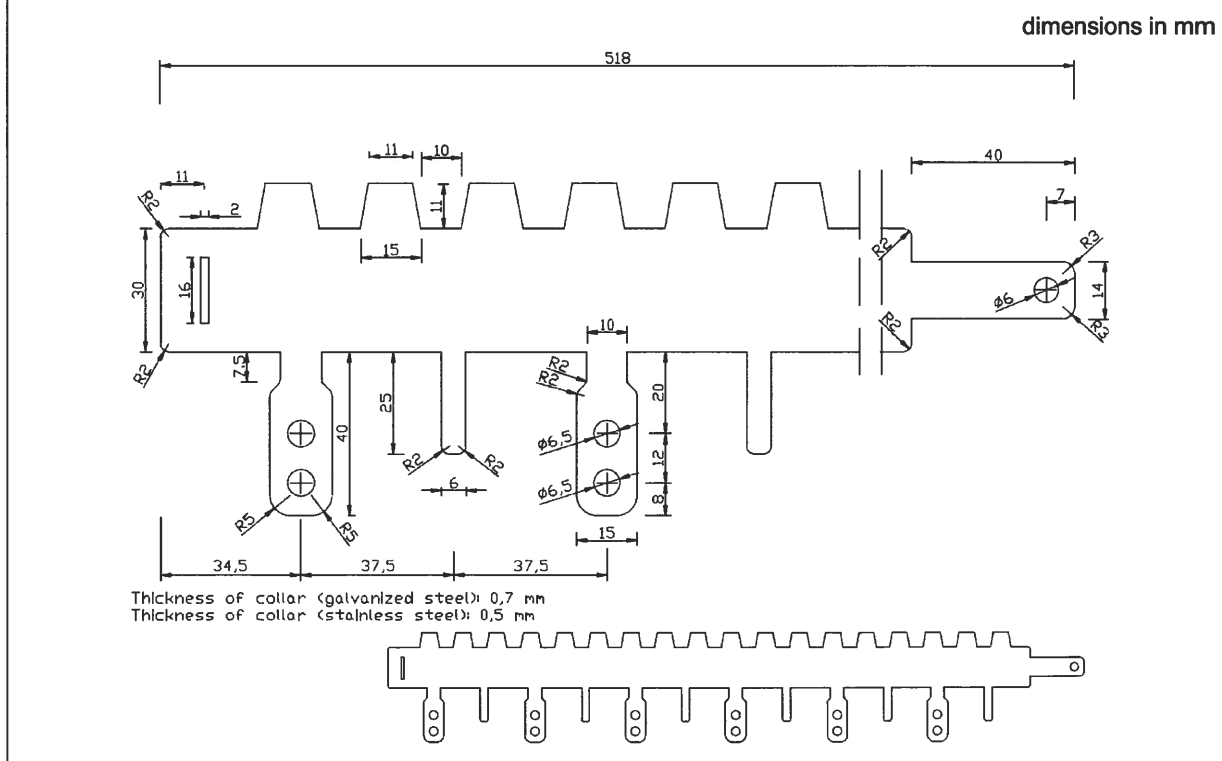


Fig. B6. Housing of Squeezer Compact 125

Squeezer Compact and Maxi Wrap	Annex B of European Technical Assessment ETA-17/0867
Housing types of Squeezer Compact	

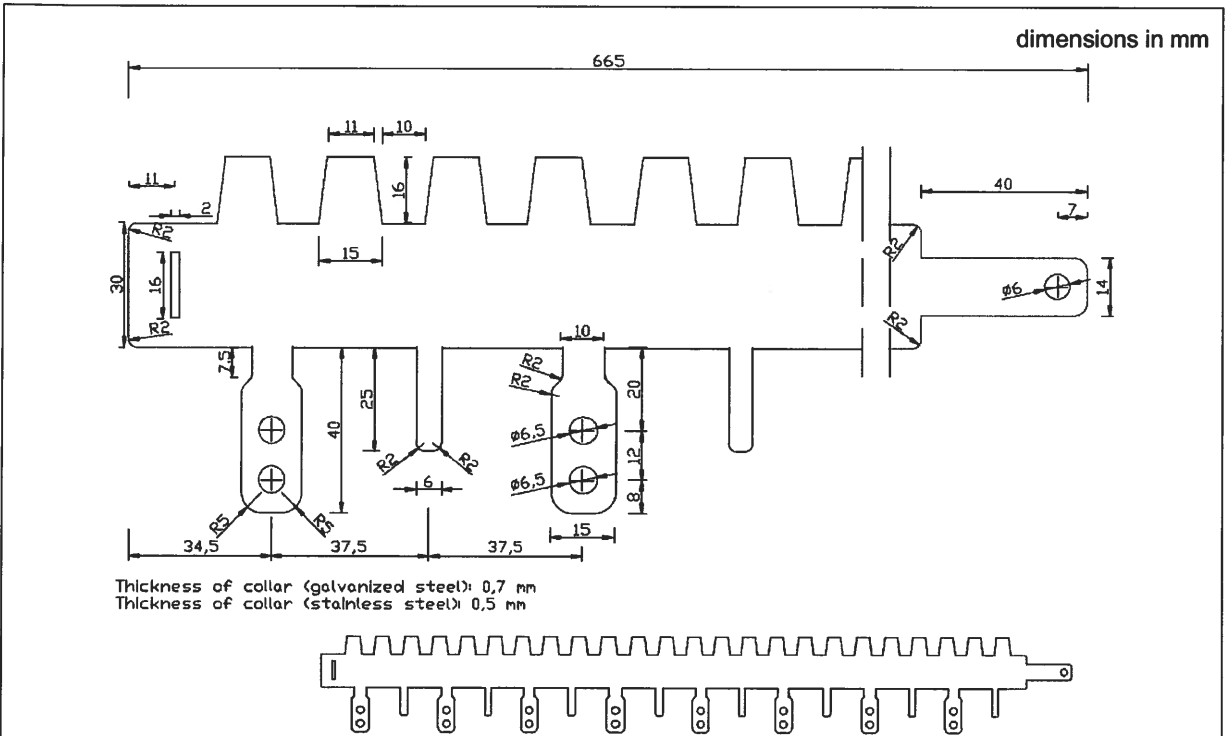


Fig. B7. Housing of Squeezer Compact 160

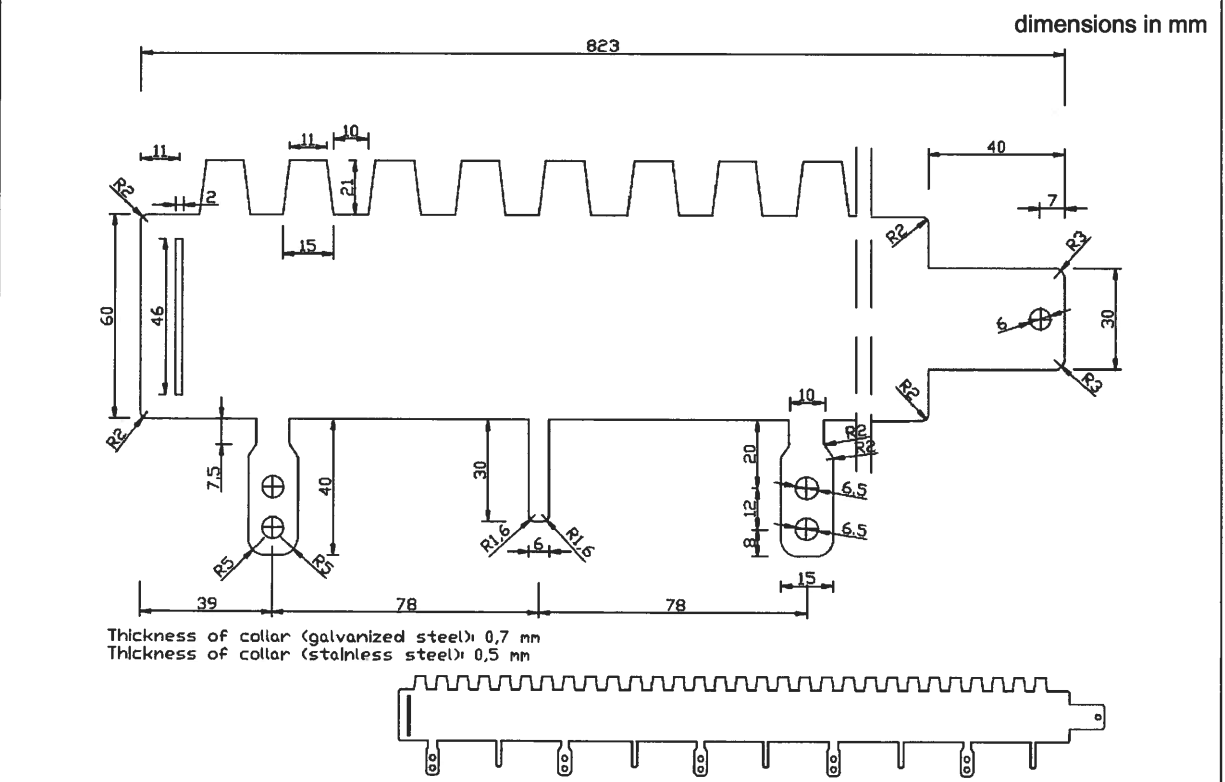


Fig. B8. Housing of Squeezer Compact 200

Squeezer Compact and Maxi Wrap	Annex B
Housing types of Squeezer Compact	of European Technical Assessment ETA-17/0867

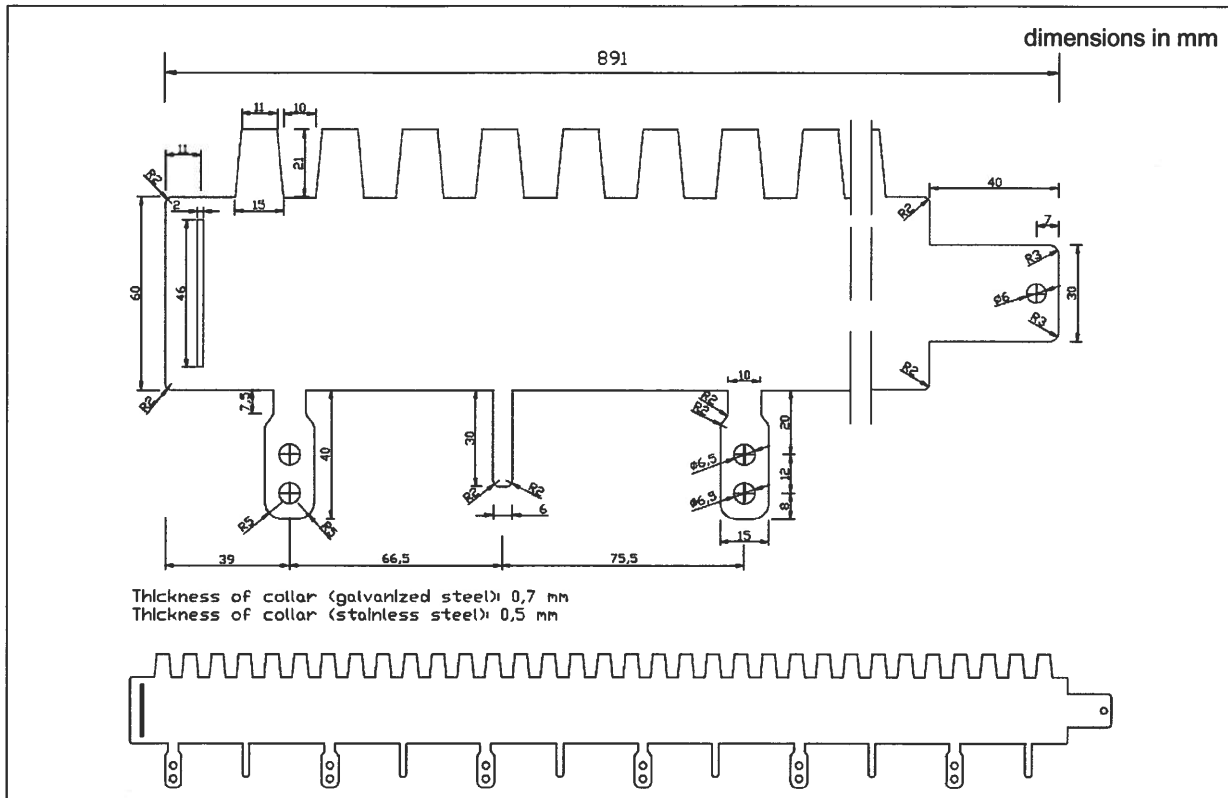


Fig. B9. Housing of Squeezer Compact 225

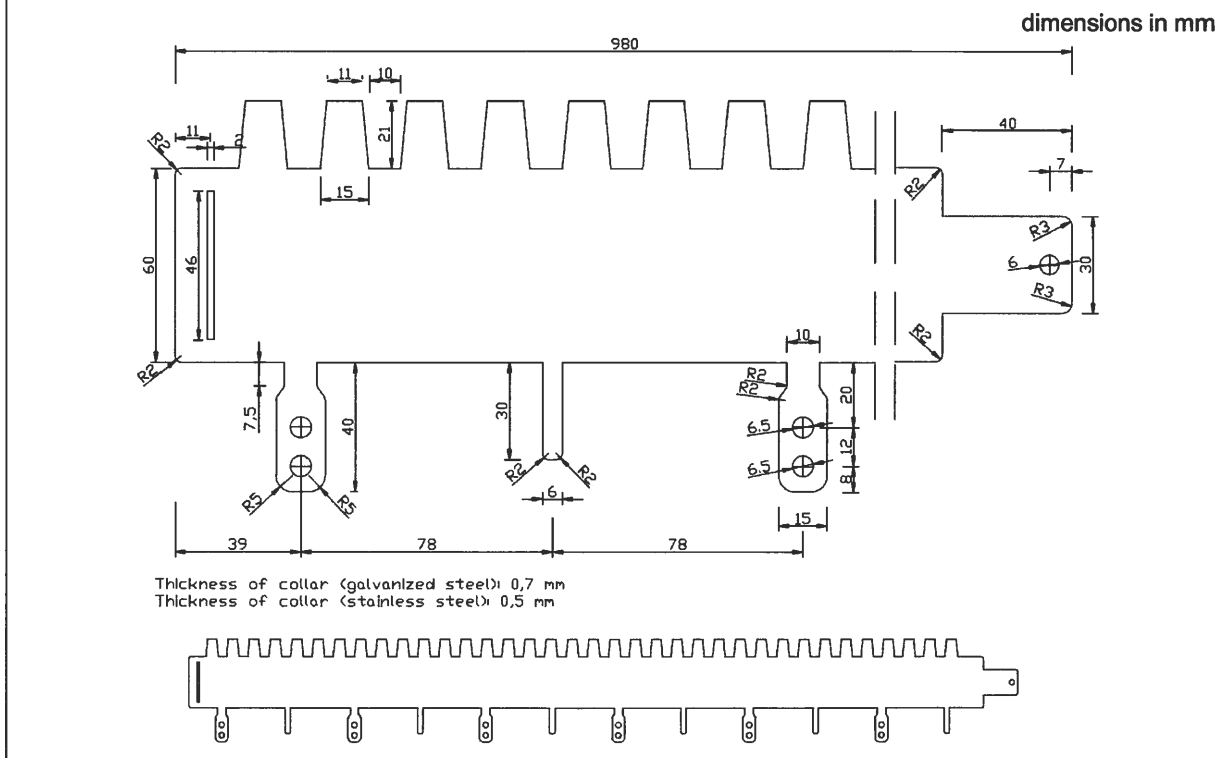


Fig. B10. Housing of Squeezer Compact 250

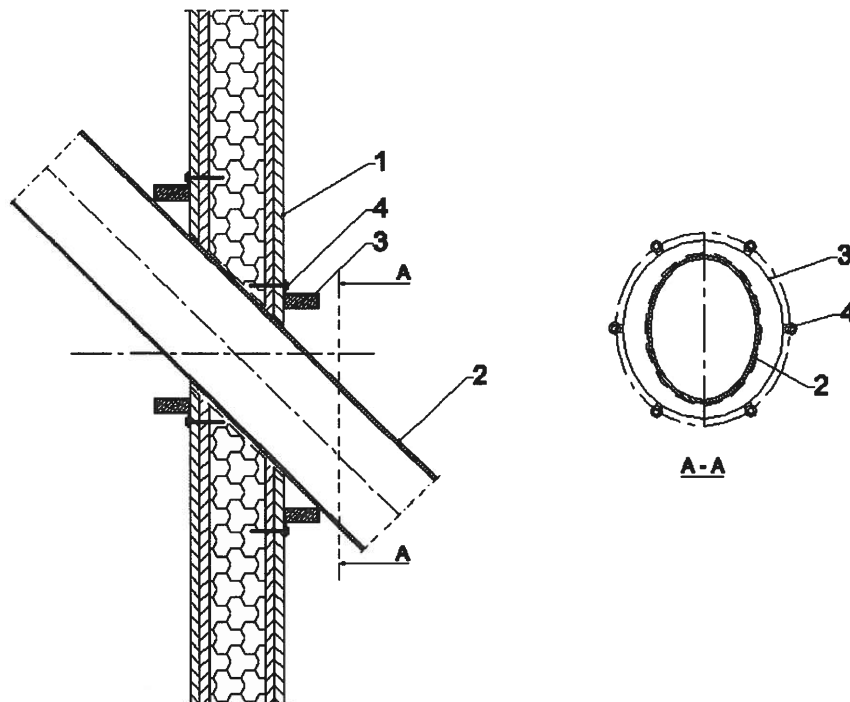
Squeezer Compact and Maxi Wrap

Housing types of Squeezer Compact

Annex B

of European
 Technical Assessment
 ETA-17/0867

Plastic pipe penetration seal in flexible or rigid wall, made with use of Squeezer Compact, placed in angle between 0° and 89° to the wall.



- 1 Flexible or rigid wall with thickness ≥ 100 mm
- 2 Plastic pipe
- 3 Squeezer Compact, fixed on both sides of the wall
- 4 Fastener M6x90, number of fasteners in accordance with Annex A

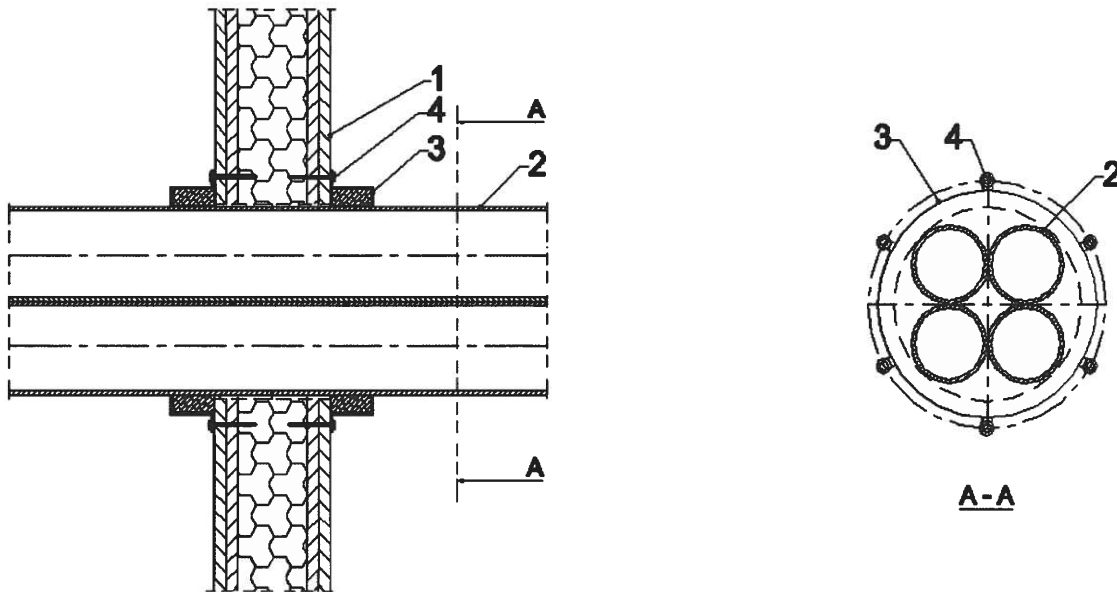
Resistance to fire classification of plastic pipes penetration seals in flexible or rigid wall, made with use of Squeezer Compact, placed in angle between 0° and 89° to the wall:

Table C1.1 PVC-U / PVC-C pipes

Pipe material	Pipe diameter, [mm]	Pipe wall thickness, [mm]	Intumescent material		Fire resistance class
			width, [mm]	thickness, [mm]	
PVC-U / PVC-C	$\varnothing \leq 32$	1,8 – 3,4	30	5,0	EI 60 – U/C EI 60 – C/C
	$32 < \varnothing \leq 51$	2,2 – 4,1	30	7,5	
	$51 < \varnothing \leq 71$	2,5 – 4,9	30	10,0	
	$71 < \varnothing \leq 90$	2,9 – 5,7	30	12,5	
	$90 < \varnothing \leq 110$	3,2 – 6,5	30	15,0	
	$110 < \varnothing \leq 135$	3,2 – 5,6	60	17,5	
	$135 < \varnothing \leq 160$	3,2 – 4,7	60	20,0	

Squeezer Compact and Maxi Wrap	Annex C1 of European Technical Assessment ETA-17/0867
Construction details and resistance to fire classification of penetration seals made with use of Squeezer Compact Plastic pipe penetration seal in flexible or rigid wall	

Plastic pipes bundle penetration seal in flexible or rigid wall, made with use of Squeezer Compact.



- 1 Flexible or rigid wall with thickness ≥ 100 mm
- 2 Plastic pipe (maximum 4 pipes in bundle)
- 3 Squeezer Compact, fixed on both sides of the wall
- 4 Fastener M6x90, number of fasteners in accordance with Annex A

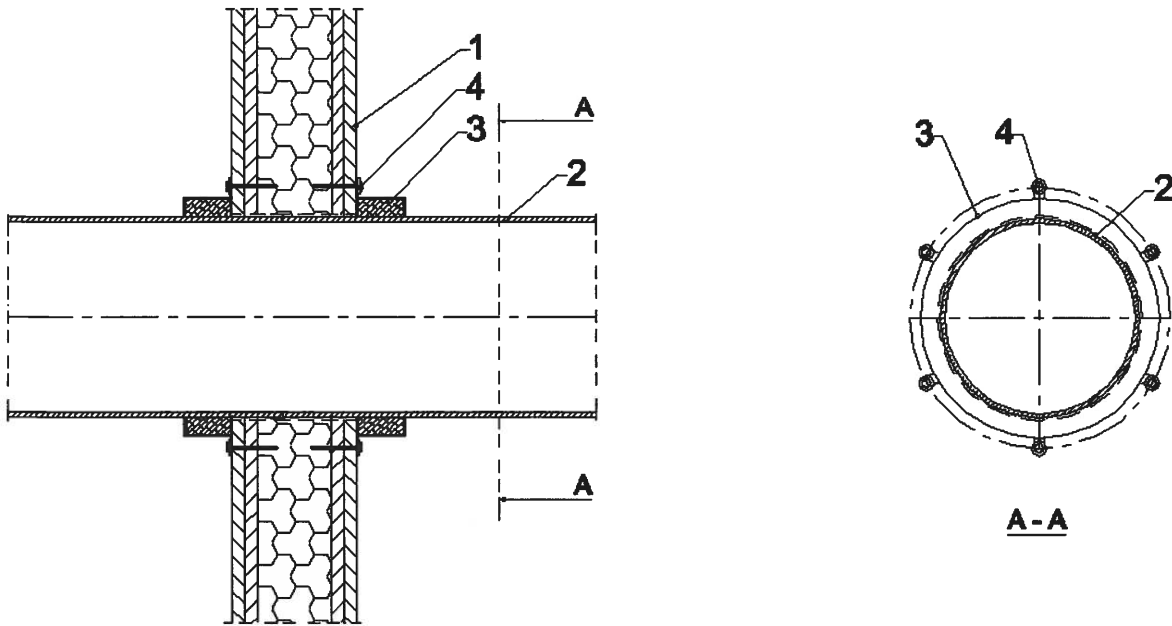
Resistance to fire classification of plastic pipes bundle penetration seals in flexible or rigid wall, made with use of Squeezer Compact:

Table C2.1 PP-R pipes (maximum 4 pipes in bundle)

Pipe material	Single pipe diameter, [mm]	Pipe wall thickness, [mm]	Intumescent material		Fire resistance class
			width, [mm]	thickness, [mm]	
PP-R	$\varnothing \leq 32$	2,9 – 5,4	30	7,5	EI 60 – U/C EI 60 – C/C
	$32 < \varnothing \leq 40$	3,5 – 5,4	60	10,0	
	$40 < \varnothing \leq 49$	4,1 – 5,5	60	12,5	
	$49 < \varnothing \leq 57$	4,6 – 5,6	60	15,0	
	$57 < \varnothing \leq 66$	5,2 – 5,7	60	17,5	
	$66 < \varnothing \leq 75$	5,8	60	20,0	

Squeezer Compact and Maxi Wrap	Annex C2
Construction details and resistance to fire classification of penetration seals made with use of Squeezer Compact Plastic pipes bundle penetration seal in flexible or rigid wall	of European Technical Assessment ETA-17/0867

Plastic pipe penetration seal in flexible or rigid wall, made with use of Squeezer Compact.



- 1 Flexible or rigid wall with thickness ≥ 100 mm
- 2 Plastic pipe
- 3 Squeezer Compact, fixed on both sides of the wall
- 4 Fastener M6x90, number of fasteners in accordance with Annex A

Squeezer Compact and Maxi Wrap

**Construction details of penetration seals
made with use of Squeezer Compact**
Plastic pipe penetration seal in flexible or rigid wall

Annex C3

of European
Technical Assessment
ETA-17/0867

Resistance to fire classification of plastic pipes penetration seals in flexible or rigid wall, made with use of Squeezer Compact, in accordance with Annex C3:

Table C4.1 PE-HD pipes

Pipe material	Pipe diameter, [mm]	Pipe wall thickness, [mm]	Intumescent material		Fire resistance class
			width, [mm]	thickness, [mm]	
PE-HD	$\varnothing \leq 63$	3,0 – 5,8	30	5,0	EI 60 – U/C EI 60 – C/C
	$63 < \varnothing \leq 87$	3,8 – 7,9	30	7,5	
	$87 < \varnothing \leq 111$	4,6 – 10,1	30	10,0	
	$111 < \varnothing \leq 135$	5,4 – 12,3	30	12,5	
	$135 < \varnothing \leq 160$	6,2 – 14,6	30	15,0	
	$160 < \varnothing \leq 205$	7,9 – 14,6	60	17,5	
	$205 < \varnothing \leq 250$	9,6 – 14,6	60	20,0	

Table C4.2 PP-R pipes

Pipe material	Pipe diameter, [mm]	Pipe wall thickness, [mm]	Intumescent material		Fire resistance class
			width, [mm]	thickness, [mm]	
PP-R	$\varnothing \leq 63$	5,8	30	5,0	EI 60 – U/C EI 60 – C/C
		5,9 – 7,9	30	7,5	
	$63 < \varnothing \leq 87$	5,8 – 7,9	30	7,5	
	$87 < \varnothing \leq 111$	5,8 – 10,1	30	10,0	
	$111 < \varnothing \leq 135$	5,7 – 12,3	30	12,5	
	$135 < \varnothing \leq 160$	5,6 – 14,6	30	15,0	

Table C4.3 PVC-U / PVC-C pipes

Pipe material	Pipe diameter, [mm]	Pipe wall thickness, [mm]	Intumescent material		Fire resistance class
			width, [mm]	thickness, [mm]	
PVC-U / PVC-C	$\varnothing \leq 63$	2,0 – 5,1	30	5,0	EI 60 – U/C EI 60 – C/C
	$63 < \varnothing \leq 87$	2,3 – 5,0	30	7,5	
	$87 < \varnothing \leq 111$	2,6 – 4,9	30	10,0	
	$111 < \varnothing \leq 135$	2,9 – 4,8	30	12,5	
	$135 < \varnothing \leq 160$	3,2 – 4,7	30	15,0	
	$160 < \varnothing \leq 205$	4,7 – 8,5	60	17,5	
	$205 < \varnothing \leq 250$	6,2 – 9,6	60	20,0	

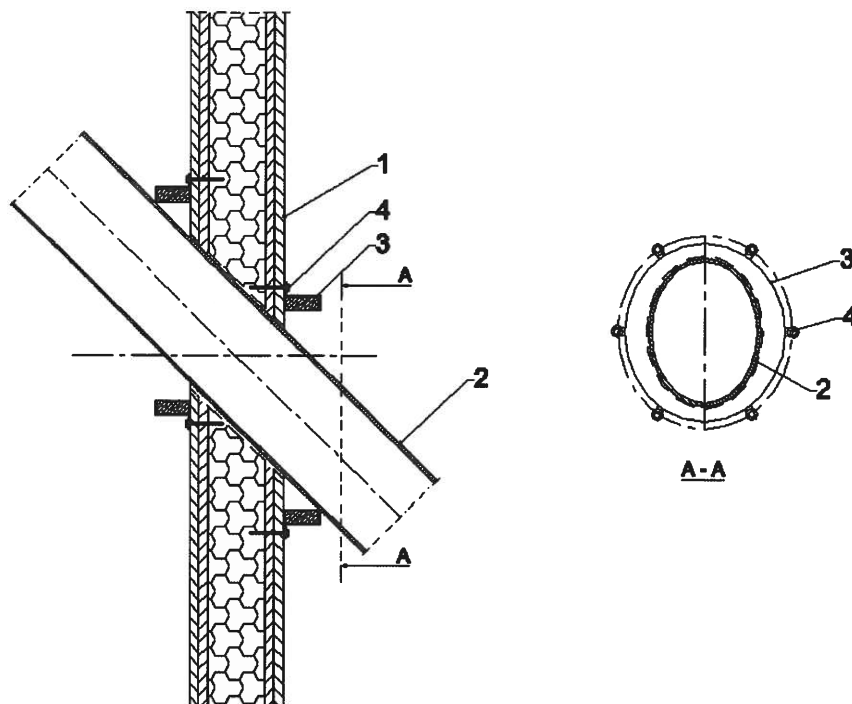
Squeezer Compact and Maxi Wrap

Resistance to fire classification of penetration seals made with use of Squeezer Compact
Plastic pipe penetration seal in flexible or rigid wall

Annex C4

of European
Technical Assessment
ETA-17/0867

Plastic pipe penetration seal in flexible or rigid wall, made with use of Squeezer Compact, placed in angle between 0° and 89° to the wall.



- 1 Flexible or rigid wall with thickness ≥ 100 mm
- 2 Plastic pipe
- 3 Squeezer Compact, fixed on both sides of the wall
- 4 Fastener M6x90, number of fasteners in accordance with Annex A

Resistance to fire classification of plastic pipes penetration seals in flexible or rigid wall, made with use of Squeezer Compact, placed in angle between 0° and 89° to the wall:

Table C5.1 PVC-U / PVC-C pipes

Pipe material	Pipe diameter, [mm]	Pipe wall thickness, [mm]	Intumescent material		Fire resistance class
			width, [mm]	thickness, [mm]	
PVC-U / PVC-C	$\varnothing \leq 32$	3,4	30	5,0	EI 90 – U/C EI 90 – C/C
	$32 < \varnothing \leq 51$	3,4 – 4,1	30	7,5	
	$51 < \varnothing \leq 71$	3,3 – 4,9	30	10,0	
	$71 < \varnothing \leq 90$	3,3 – 5,7	30	12,5	
	$90 < \varnothing \leq 110$	3,2 – 6,5	30	15,0	
	$110 < \varnothing \leq 135$	3,2 – 5,6	60	17,5	
	$135 < \varnothing \leq 160$	3,2 – 4,7	60	20,0	

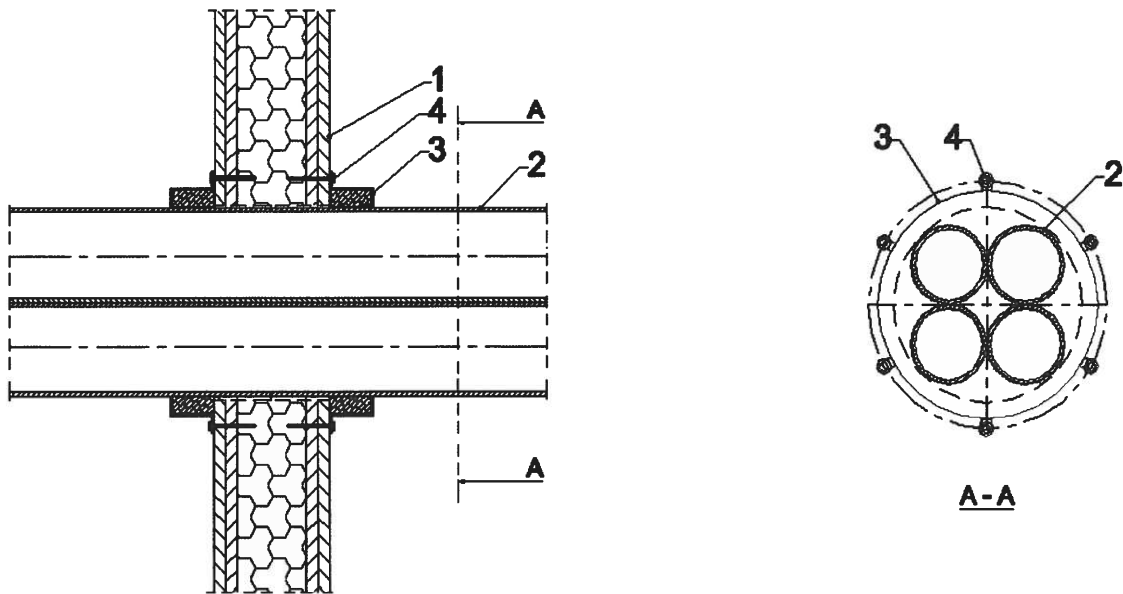
Squeezer Compact and Maxi Wrap

Annex C5

Construction details and resistance to fire classification of penetration seals made with use of Squeezer Compact
Plastic pipe penetration seal in flexible or rigid wall

of European
Technical Assessment
ETA-17/0867

Plastic pipes bundle penetration seal in flexible or rigid wall, made with use of FireSeal FS-Squeezer-D.



- 1 Flexible or rigid wall with thickness ≥ 100 mm
- 2 Plastic pipe (maximum 4 pipes in bundle)
- 3 Squeezer Compact, fixed on both sides of the wall
- 4 Fastener M6x90, number of fasteners in accordance with Annex A

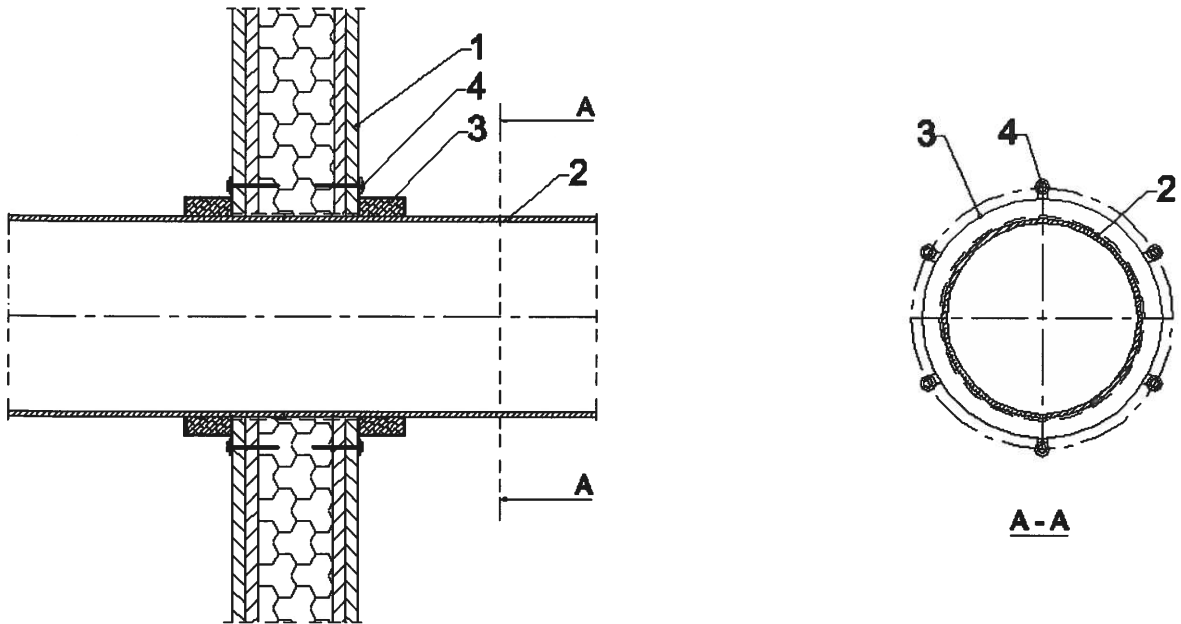
Resistance to fire classification of plastic pipes bundle penetration seals in flexible or rigid wall, made with use of Squeezer Compact:

Table C6.1 PP-R pipes (maximum 4 pipes in bundle)

Pipe material	Single pipe diameter, [mm]	Pipe wall thickness, [mm]	Intumescent material		Fire resistance class
			width, [mm]	thickness, [mm]	
PP-R	$\varnothing \leq 32$	2,9 – 5,4	30	7,5	EI 90 – U/C EI 90 – C/C
	$32 < \varnothing \leq 40$	3,5 – 5,4	60	10,0	
	$40 < \varnothing \leq 49$	4,1 – 5,5	60	12,5	
	$49 < \varnothing \leq 57$	4,6 – 5,6	60	15,0	
	$57 < \varnothing \leq 66$	5,2 – 5,7	60	17,5	
	$66 < \varnothing \leq 75$	5,8	60	20,0	

Squeezer Compact and Maxi Wrap	Annex C6
Construction details and resistance to fire classification of penetration seals made with use of Squeezer Compact Plastic pipes bundle penetration seal in flexible or rigid wall	of European Technical Assessment ETA-17/0867

Plastic pipe penetration seal in flexible or rigid wall, made with use of Squeezer Compact.



- 1 Flexible or rigid wall with thickness ≥ 100 mm
- 2 Plastic pipe
- 3 Squeezer Compact, fixed on both sides of the wall
- 4 Fastener M6x90, number of fasteners in accordance with Annex A

Squeezer Compact and Maxi Wrap

Annex C7

**Construction details of penetration seals
made with use of Squeezer Compact**
Plastic pipe penetration seal in flexible or rigid wall

of European
Technical Assessment
ETA-17/0867

Resistance to fire classification of plastic pipes penetration seals in flexible or rigid wall, made with use of Squeezer Compact, in accordance with Annex C7:

Table C8.1 PE-HD pipes

Pipe material	Pipe diameter, [mm]	Pipe wall thickness, [mm]	Intumescent material		Fire resistance class
			width, [mm]	thickness, [mm]	
PE-HD	$\varnothing \leq 63$	3,0 – 5,8	30	5,0	EI 90 – U/C EI 90 – C/C
	$63 < \varnothing \leq 87$	3,8 – 7,9	30	7,5	
	$87 < \varnothing \leq 111$	4,6 – 10,1	30	10,0	
	$111 < \varnothing \leq 135$	5,4 – 12,3	30	12,5	
	$135 < \varnothing \leq 160$	6,2 – 14,6	30	15,0	
	$160 < \varnothing \leq 205$	7,9 – 14,6	60	17,5	
	$205 < \varnothing \leq 250$	9,6 – 14,6	60	20,0	

Table C8.2 PP-R pipes

Pipe material	Pipe diameter, [mm]	Pipe wall thickness, [mm]	Intumescent material		Fire resistance class
			width, [mm]	thickness, [mm]	
PP-R	$\varnothing \leq 63$	5,8	30	5,0	EI 90 – U/C EI 90 – C/C
		5,9 – 7,9	30	7,5	
	$63 < \varnothing \leq 87$	5,8 – 7,9	30	7,5	
	$87 < \varnothing \leq 111$	5,8 – 10,1	30	10,0	
	$111 < \varnothing \leq 135$	5,7 – 12,3	30	12,5	
	$135 < \varnothing \leq 160$	5,6 – 14,6	30	15,0	

Table C8.3 PVC-U / PVC-C pipes

Pipe material	Pipe diameter, [mm]	Pipe wall thickness, [mm]	Intumescent material		Fire resistance class
			width, [mm]	thickness, [mm]	
PVC-U / PVC-C	$\varnothing \leq 63$	2,0 – 5,1	30	5,0	EI 90 – U/C EI 90 – C/C
	$63 < \varnothing \leq 87$	2,3 – 5,0	30	7,5	
	$87 < \varnothing \leq 111$	2,6 – 4,9	30	10,0	
	$111 < \varnothing \leq 135$	2,9 – 4,8	30	12,5	
	$135 < \varnothing \leq 160$	3,2 – 4,7	30	15,0	
	$160 < \varnothing \leq 205$	4,7 – 8,5	60	17,5	
	$205 < \varnothing \leq 250$	6,2 – 9,6	60	20,0	

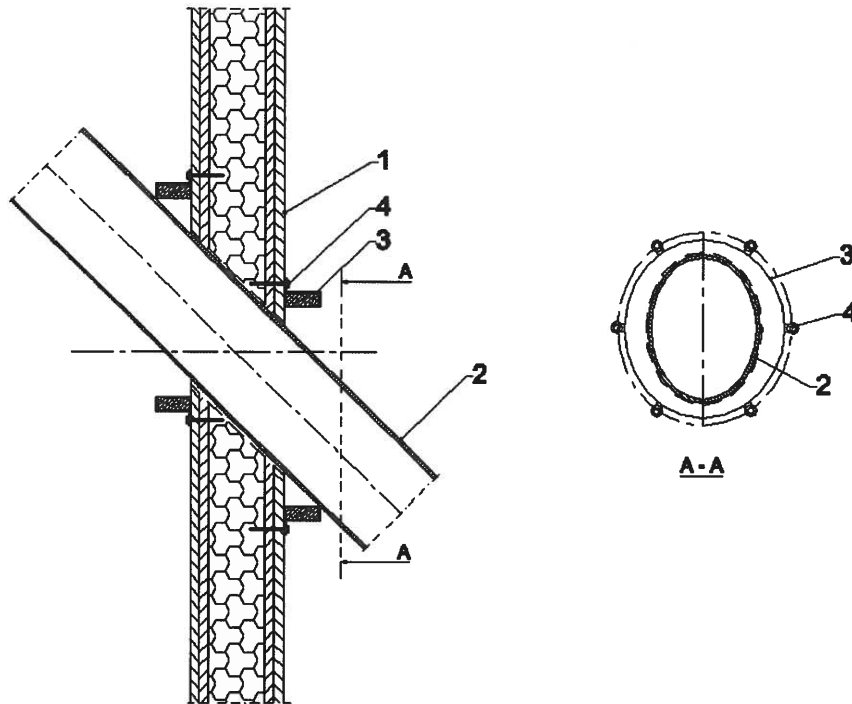
Squeezer Compact and Maxi Wrap

Resistance to fire classification of penetration seals made with use of Squeezer Compact
Plastic pipe penetration seal in flexible or rigid wall

Annex C8

of European
Technical Assessment
ETA-17/0867

Plastic pipe penetration seal in flexible or rigid wall, made with use of Squeezer Compact, placed in angle between 0° and 89° to the wall.



- 1 Flexible or rigid wall with thickness ≥ 100 mm
- 2 Plastic pipe
- 3 Squeezer Compact, fixed on both sides of the wall
- 4 Fastener M6x90, number of fasteners in accordance with Annex A

Resistance to fire classification of plastic pipes penetration seals in flexible or rigid wall, made with use of Squeezer Compact, placed in angle between 0° and 89° to the wall:

Table C9.1 PVC-U / PVC-C pipes

Pipe material	Pipe diameter, [mm]	Pipe wall thickness, [mm]	Intumescent material		Fire resistance class
			width, [mm]	thickness, [mm]	
PVC-U / PVC-C	$\varnothing \leq 32$	3,4	30	5,0	EI 120 – U/C EI 120 – C/C
	$32 < \varnothing \leq 51$	3,4 – 4,1	30	7,5	
	$51 < \varnothing \leq 71$	3,3 – 4,9	30	10,0	
	$71 < \varnothing \leq 90$	3,3 – 5,7	30	12,5	
	$90 < \varnothing \leq 110$	3,2 – 6,5	30	15,0	
	$110 < \varnothing \leq 135$	3,2 – 5,6	60	17,5	
	$135 < \varnothing \leq 160$	3,2 – 4,7	60	20,0	

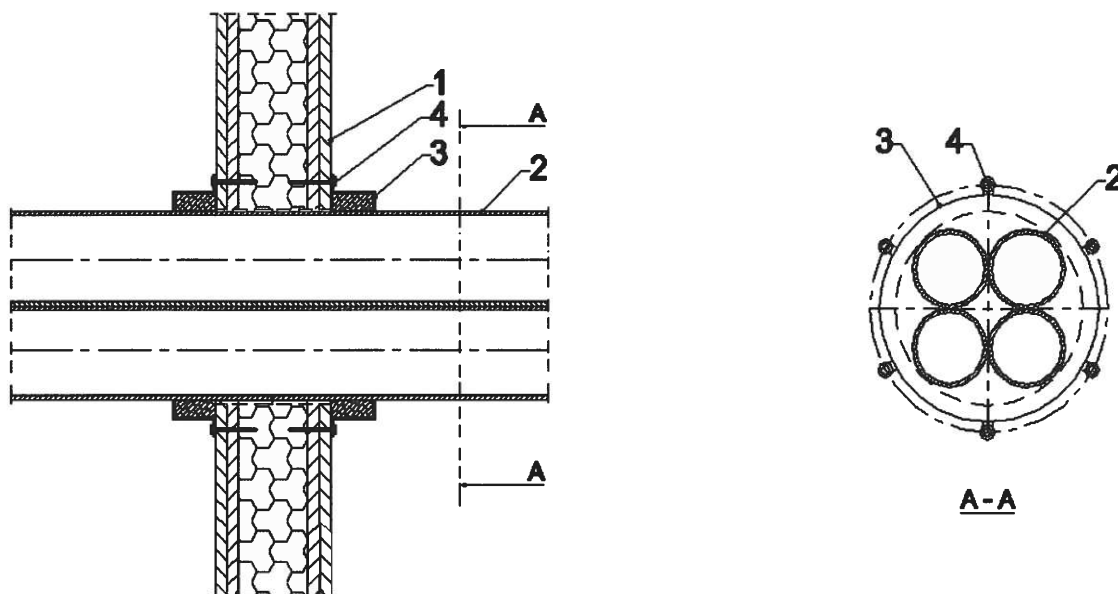
Squeezer Compact and Maxi Wrap

Annex C9

Construction details and resistance to fire classification of penetration seals made with use of Squeezer Compact
Plastic pipe penetration seal in flexible or rigid wall

of European
Technical Assessment
ETA-17/0867

Plastic pipes bundle penetration seal in flexible or rigid wall, made with use of FireSeal FS-Squeezer-D.



- 1 Flexible or rigid wall with thickness ≥ 100 mm
- 2 Plastic pipe (maximum 4 pipes in bundle)
- 3 Squeezer Compact, fixed on both sides of the wall
- 4 Fastener M6x90, number of fasteners in accordance with Annex A

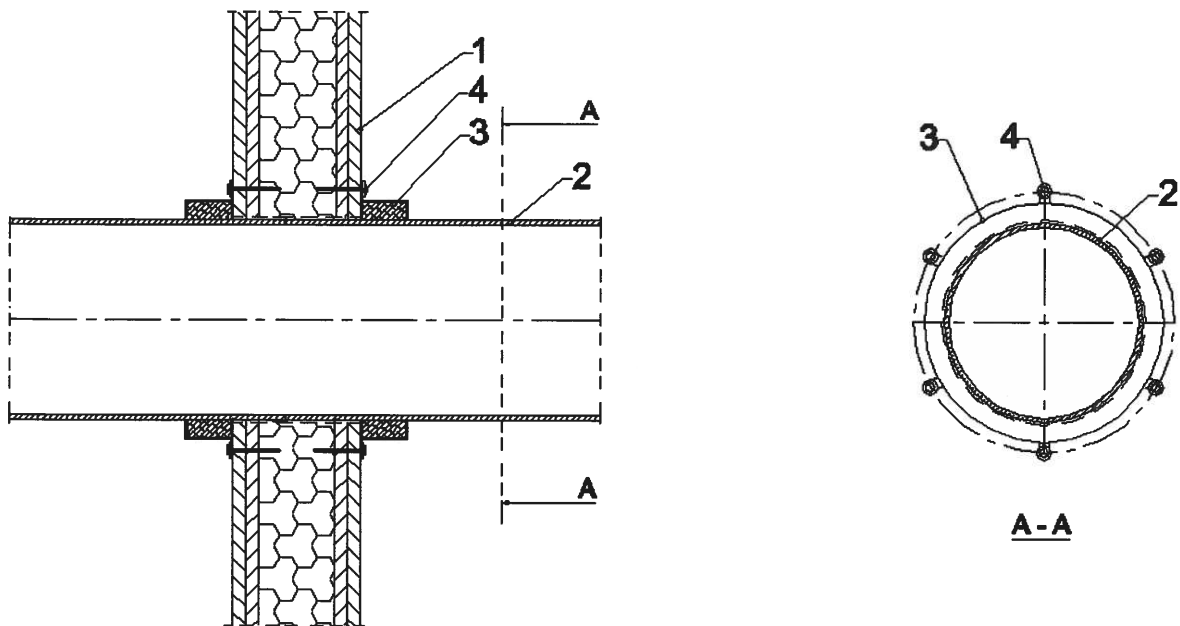
Resistance to fire classification of plastic pipes bundle penetration seals in flexible or rigid wall, made with use of Squeezer Compact:

Table C10.1 PP-R pipes (maximum 4 pipes in bundle)

Pipe material	Single pipe diameter, [mm]	Pipe wall thickness, [mm]	Intumescent material		Fire resistance class
			width, [mm]	thickness, [mm]	
PP-R	$\varnothing \leq 32$	2,9 – 5,4	30	7,5	EI 120 – U/C EI 120 – C/C
	$32 < \varnothing \leq 40$	3,5 – 5,4	60	10,0	
	$40 < \varnothing \leq 49$	4,1 – 5,5	60	12,5	
	$49 < \varnothing \leq 57$	4,6 – 5,6	60	15,0	
	$57 < \varnothing \leq 66$	5,2 – 5,7	60	17,5	
	$66 < \varnothing \leq 75$	5,8	60	20,0	

Squeezer Compact and Maxi Wrap	Annex C10
Construction details and resistance to fire classification of penetration seals made with use of Squeezer Compact Plastic pipes bundle penetration seal in flexible or rigid wall	of European Technical Assessment ETA-17/0867

Plastic pipe penetration seal in flexible or rigid wall, made with use of Squeezer Compact.



- 1 Flexible or rigid wall with thickness ≥ 100 mm
- 2 Plastic pipe
- 3 Squeezer Compact, fixed on both sides of the wall
- 4 Fastener M6x90, number of fasteners in accordance with Annex A

Squeezer Compact and Maxi Wrap

**Construction details of penetration seals
made with use of Squeezer Compact**
Plastic pipe penetration seal in flexible or rigid wall

Annex C11

of European
Technical Assessment
ETA-17/0867

Resistance to fire classification of plastic pipes penetration seals in flexible or rigid wall, made with use of Squeezer Compact, in accordance with Annex C11:

Table C12.1 PE-HD pipes

Pipe material	Pipe diameter, [mm]	Pipe wall thickness, [mm]	Intumescent material		Fire resistance class
			width, [mm]	thickness, [mm]	
PE-HD	$\varnothing \leq 63$	3,0 – 5,8	30	5,0	EI 120 – U/C EI 120 – C/C
	$63 < \varnothing \leq 87$	3,8 – 5,9	30	7,5	
	$87 < \varnothing \leq 111$	4,6 – 6,0	30	10,0	
	$111 < \varnothing \leq 135$	5,4 – 6,1	30	12,5	
	$135 < \varnothing \leq 160$	6,2	30	15,0	

Table C12.2 PP-R pipes

Pipe material	Pipe diameter, [mm]	Pipe wall thickness, [mm]	Intumescent material		Fire resistance class
			width, [mm]	thickness, [mm]	
PP-R	$\varnothing \leq 63$	5,8	30	5,0	EI 120 – U/C EI 120 – C/C
		5,9 – 7,9	30	7,5	
	$63 < \varnothing \leq 87$	5,8 – 7,9	30	7,5	
	$87 < \varnothing \leq 111$	5,8 – 10,1	30	10,0	
	$111 < \varnothing \leq 135$	5,7 – 12,3	30	12,5	
	$135 < \varnothing \leq 160$	5,6 – 14,6	30	15,0	

Table C12.3 PVC-U / PVC-C pipes

Pipe material	Pipe diameter, [mm]	Pipe wall thickness, [mm]	Intumescent material		Fire resistance class
			width, [mm]	thickness, [mm]	
PVC-U / PVC-C	$\varnothing \leq 63$	2,0 – 5,1	30	5,0	EI 120 – U/C EI 120 – C/C
	$63 < \varnothing \leq 87$	2,3 – 5,0	30	7,5	
	$87 < \varnothing \leq 111$	2,6 – 4,9	30	10,0	
	$111 < \varnothing \leq 135$	2,9 – 4,8	30	12,5	
	$135 < \varnothing \leq 160$	3,2 – 4,7	30	15,0	
	$160 < \varnothing \leq 205$	4,7 – 8,5	60	17,5	
	$205 < \varnothing \leq 250$	6,2 – 9,6	60	20,0	

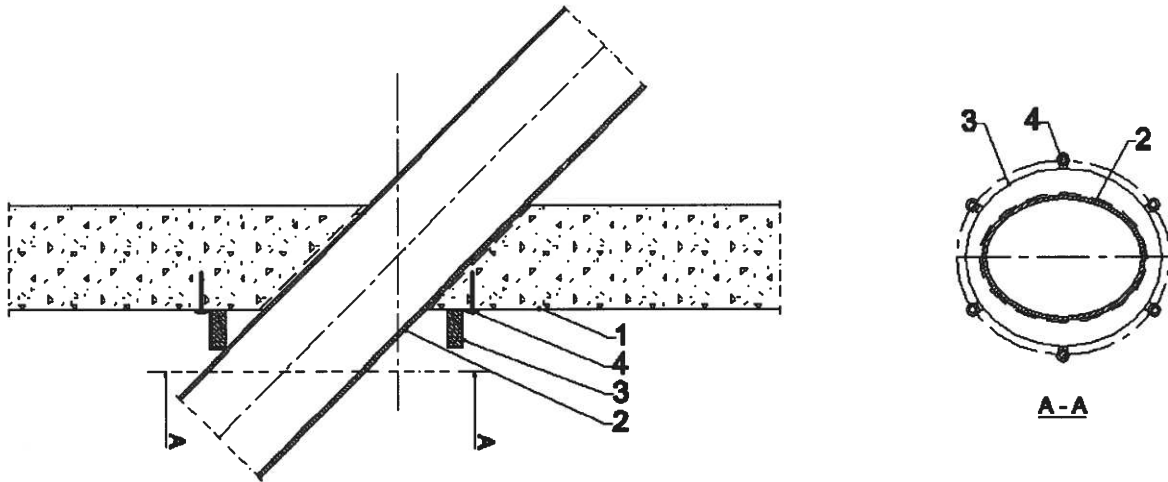
Squeezer Compact and Maxi Wrap

Resistance to fire classification of penetration seals made with use of Squeezer Compact
Plastic pipe penetration seal in flexible or rigid wall

Annex C12

of European
Technical Assessment
ETA-17/0867

Plastic pipe penetration seal in rigid floor, made with use of Squeezer Compact, placed in angle between 0° and 89° to the floor.



- 1 Rigid floor with thickness ≥ 150 mm and density ≥ 600 kg/m³
- 2 Plastic pipe
- 3 Squeezer Compact, fixed at the bottom of the floor
- 4 Fastener M6x60, number of fasteners in accordance with Annex A

Resistance to fire classification of plastic pipes penetration seals in rigid floor, made with use of Squeezer Compact, placed in angle between 0° and 89° to the floor:

Table C13.1 PVC-U / PVC-C pipes

Pipe material	Pipe diameter, [mm]	Pipe wall thickness, [mm]	Intumescent material		Fire resistance class
			width, [mm]	thickness, [mm]	
PVC-U / PVC-C	$\varnothing \leq 32$	1,8 – 3,4	30	5,0	EI 90 – U/C EI 90 – C/C
	$32 < \varnothing \leq 51$	2,2 – 4,1	30	7,5	
	$51 < \varnothing \leq 71$	2,5 – 4,9	30	10,0	
	$71 < \varnothing \leq 90$	2,9 – 5,7	30	12,5	
	$90 < \varnothing \leq 110$	3,2 – 6,5	30	15,0	
	$110 < \varnothing \leq 135$	3,2 – 5,6	60	17,5	
	$135 < \varnothing \leq 160$	3,2 – 4,7	60	20,0	

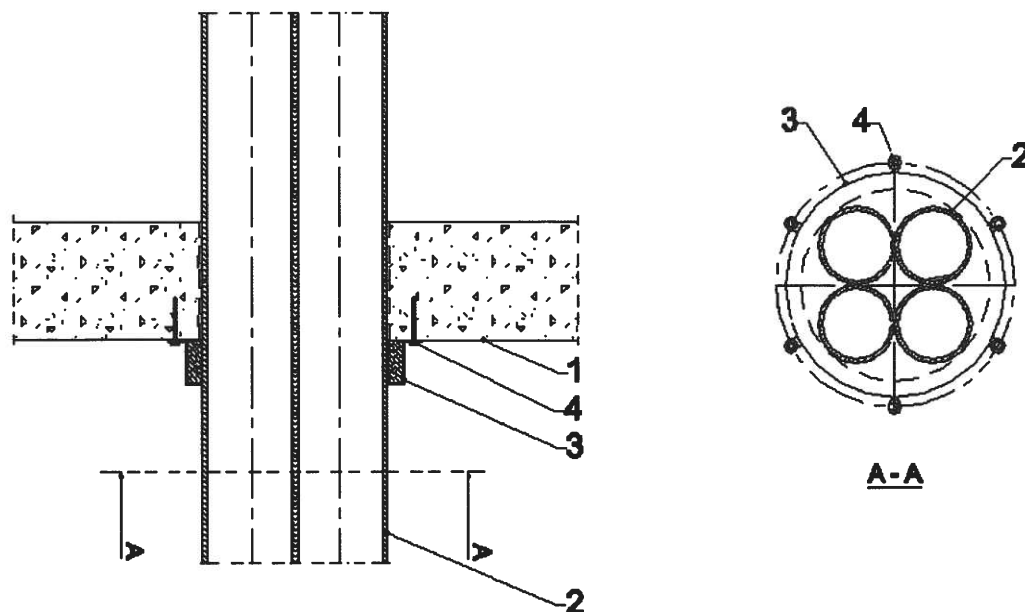
Squeezer Compact and Maxi Wrap

Construction details and resistance to fire classification of penetration seals made with use of Squeezer Compact
Plastic pipe penetration seal in rigid floor

Annex C13

of European
Technical Assessment
ETA-17/0867

Plastic pipes bundle penetration seal in rigid floor, made with use of Squeezer Compact.



- 1 Rigid floor with thickness ≥ 150 mm and density ≥ 600 kg/m³
- 2 Plastic pipe (maximum 4 pipes in bundle)
- 3 Squeezer Compact, fixed at the bottom of the floor
- 4 Fastener M6x60, number of fasteners in accordance with Annex A

Resistance to fire classification of plastic pipes bundle penetration seals in rigid floor, made with use of Squeezer Compact:

Table C14.1 PP-R pipes (maximum 4 pipes in bundle)

Pipe material	Single pipe diameter, [mm]	Pipe wall thickness, [mm]	Intumescent material		Fire resistance class
			width, [mm]	thickness, [mm]	
PP-R	$\varnothing \leq 32$	2,9 – 5,4	30	7,5	EI 90 – U/C EI 90 – C/C
	$32 < \varnothing \leq 40$	3,5 – 6,7	60	10,0	
	$40 < \varnothing \leq 49$	4,1 – 8,2	60	12,5	
	$49 < \varnothing \leq 57$	4,6 – 9,5	60	15,0	
	$57 < \varnothing \leq 66$	5,2 – 11,0	60	17,5	
	$66 < \varnothing \leq 75$	5,8 – 12,5	60	20,0	

Squeezer Compact and Maxi Wrap

Construction details and resistance to fire classification of penetration seals made with use of Squeezer Compact
Plastic pipes bundle penetration seal in rigid floor

Annex C14

of European
Technical Assessment
ETA-17/0867